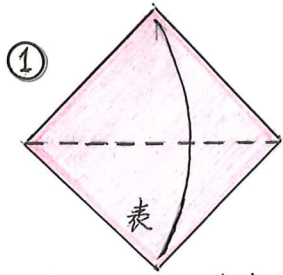




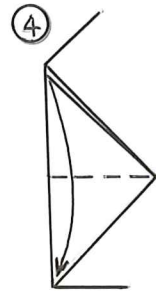
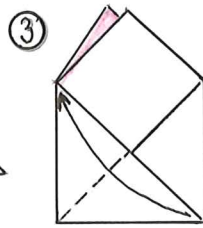
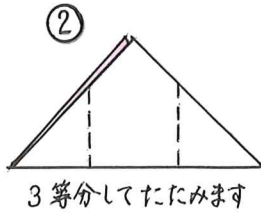
# おしゃべり お口



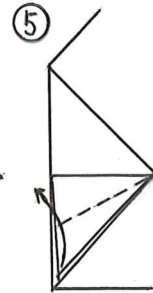
----- (谷折り線)  
----- (山折り線)



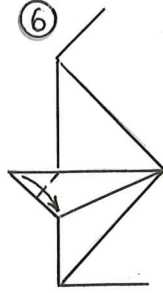
図のように折り上げます



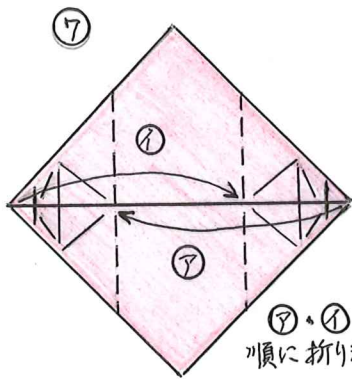
折り下げます




折り上げます



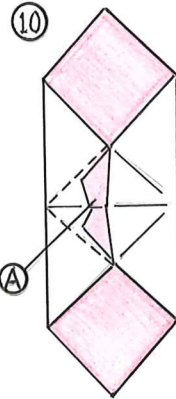
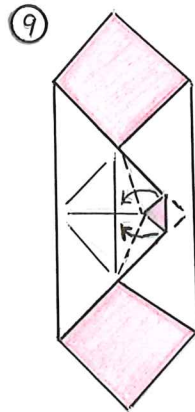
先を三角に折ります。  
右側も④~⑥  
まで同様に折り  
全部開きます。



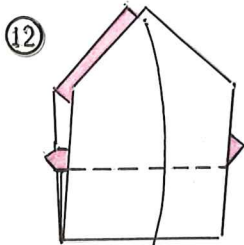
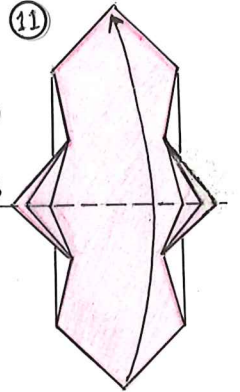
⑦・①の  
順に折ります



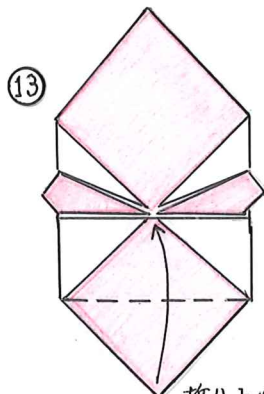
⑥でつけた  
折り筋を使って  
先を三角に  
折ります。



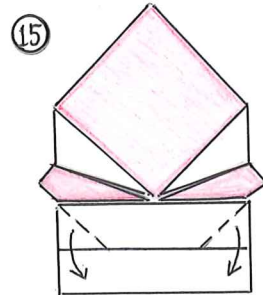
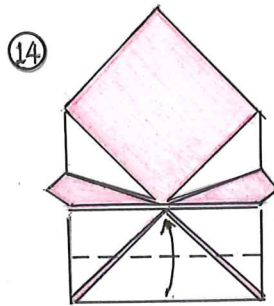
右側も⑧、⑨  
と折りAを  
山折りしながら  
半分にたたみ  
ます。



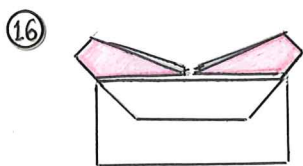
図の位置で折り下げます



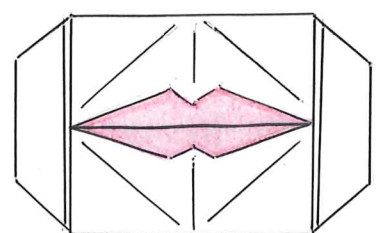
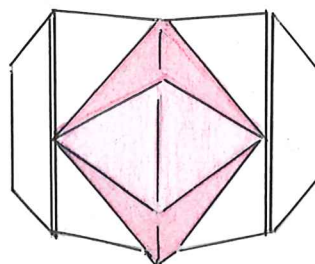
折り上げます



角を後ろに折る  
(裏も同じ)



向きを90度かえて両サイドを  
縮めたり伸ばしたりすると、  
口が開閉します。



[[完成図]]